

# JBLS - LB



**JBLS-LB** is a range of enclosed corrosion proof luminaires, and are available in 600mm; 1200mm and 1500mm **LED** strips. The luminaires have a unique reflector design which optimizes the light distribution from the **LED** modules. The luminaire is dust and moisture proof, making it ideal for indoor and outdoor applications, such as warehouses, storage areas and cold rooms. The clear flat glass cover makes it especially suitable for corrosive atmospheres and UV exposure and is easy to clean. The use of **LED**'s gives a reduction in maintenance costs.

## APPLICATIONS

- Warehouse lighting
- Industrial lighting
- Storage lighting



## AGENTS

Western Cape  
Matelec  
[rushana@matelec.co.za](mailto:rushana@matelec.co.za)

KZN  
Afrilite  
[afnilite@rnweb.co.za](mailto:afnilite@rnweb.co.za)

Eastern Cape  
Farad Agencies  
[farad@iafrica.com](mailto:farad@iafrica.com)

Vaal Triangle  
Lighting 2000  
[drew@lighting2000.co.za](mailto:drew@lighting2000.co.za)

Lighting 2020  
[nunnsca@gmail.com](mailto:nunnsca@gmail.com)

PML (Moz.)  
[baptista.homo@pierlite.co.mz](mailto:baptista.homo@pierlite.co.mz)

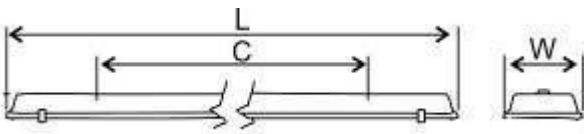
Purcee Industrial Controls  
[patrick@purcee.net](mailto:patrick@purcee.net)

**Body:** DMC, glass fibre reinforced polyester compression moulded.

**Control Gear:** constant current driver.

**Lens:** 4 mm thick clear tempered plate glass.

**Installation:** the luminaire comes complete with cable and mounting studs which eliminates the need to open it for installation.



**Clips:** Double acting. Stainless steel clips.

**Gasket:** one piece polyurethane.

**Emergency Version:** To be used with an external Emergency Box (separate catalogue sheet available).

**Rated life time:** 50000 hr. (L80 / B10)

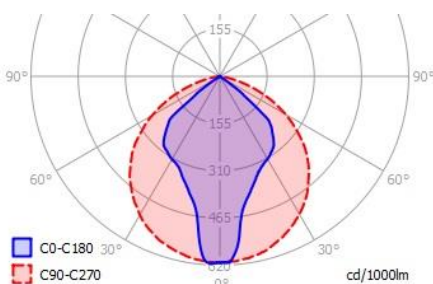
**Dimming options available on request**

## LED MODULES

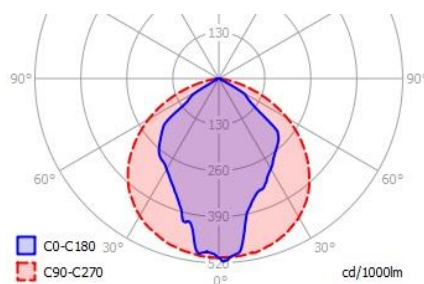
Catalogue No.	Wattage (W)	L (mm)	W (mm)	H (mm)	Lumen Output
JBLS-LB 600 - 80	26W	700	172	60	3172
JBLS-LB 600 - 80	36W	700	172	60	4356
JBLS-LB 1200 - 160	52W	1310	172	60	6344
JBLS-LB 1200 - 160	72W	1310	172	60	8784
JBLS-LB 1500 - 200	64W	1610	172	60	7808
JBLS-LB 1500 - 200	90W	1610	172	60	10980

## Photometric Data:

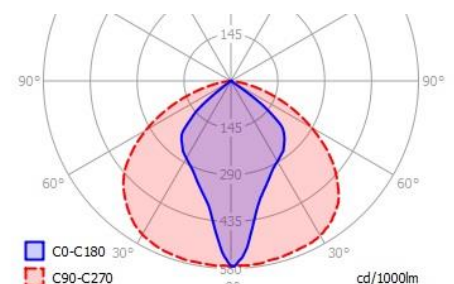
JBLS - LB600



JBLS - LB1200



JBLS - LB1500



*Nordland reserves the right to change any specification or design without prior notice*