




# NSC Open Channel



The **NSC Open Channel** is a high quality stainless steel 304 open channel luminaire suitable for use with T8 fluorescent as well as T8 LED Tubes. Slender and versatile, the stainless steel channel offers resistance to more corrosive elements and offers a Hi-Tech look to the retailing industry. Available in 600mm, 1200mm, 1500mm double lamp versions only. Stainless steel wing available as an optional extra. The **NSC Open Channel** continues the proud heritage of RAMIKA PROJECTS quality standards.



**RAMIKA PROJECTS**

## NSC Open Channel

**Applications:** All non-hazardous areas, Distribution Centres, Warehouse lighting, Factory lighting, Storage lighting, Parking Garages and Walkways, Retail / Shopping lighting, Coastal areas, subject to higher than normal humidity.

**Body:** The body and control gear cover is formed from Stainless Steel. The control gear cover acts as a reflector.

**Reflector: Optional Extra:** The reflector is formed from stainless steel, and is secured by means of two stainless steel butterfly nuts.

**Control Gear:** Switch start and electronic ballasts available for the 18W, 36W and 58w double lamps.

**Lamp holders:** Twist lock, one end spring-loaded the other fixed.

**Note:** Lightning Protection: All electronic products such as light fittings and computers are subject to violent destruction when struck by lightning. An independent lightning protection device, well earthed, needs to be inserted in the supply line before the lighting circuit, where any electronic control gear is used in light fittings. Control gear damaged by lightning is not covered under guarantee.

**Lamp holder End cap:** The lamp holders are clipped into an injection moulded end cap to hold the lamps securely in position. The lamp cap is notched to allow for easy access.

**Cable Entry:** Provision is made for a knockout at either end. The body is punched with a centre rose to match a standard outlet box.

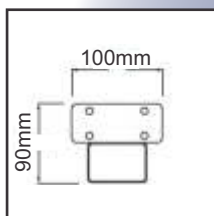

**Mounting:** Two bosses are stamped into the back of the luminaire with a 5mm central hole.

**Emergency Mode:** these luminaires can be fitted with inverter charger and battery backup, to operate in the maintained mode.

**Ingress Protection:** IP20

**Photometric Data:** Photometric files available on request.

**Warranty:** 1 Year



Model Name	Lamp Wattage	Total Wattage	Dimensions (mm)		
			L	W	H
NSC 218W ELB	18W	36W	625	100	90
NSC 236W ELB	36W	72W	1240	100	90
NSC 258W ELB	58W	116W	1540	100	90
NSC 2x9W LED-600	9W	18W	625	100	90
NSC 2x18W LED-1200	18W	36W	1240	100	90
NSC 2x24W LED-1500	24W	48W	1540	100	90

Ramika Projects reserves the right to change any specification or design without prior notice.